



THE
le@rning
FEDERATION

schools online curriculum content initiative

LEARNING OBJECTS **Catalogue**



JULY 2007

Contents

Introduction	2
Close encounters	3
<i>Photo album (Years 5-10)</i>	3
Content from other sources	4
<i>Ottimo!</i>	4

Italian

Introduction

This catalogue contains details about the interactive digital learning objects for Italian available from The Learning Federation (TLF). The content has either been produced by TLF or licensed from other sources and made available by TLF.

TLF produced content

The TLF Languages online curriculum content is designed to produce high-quality digital learning resources and online tools to help students in years P–10 learn Italian.

TLF produced content for Italian is known collectively as the **Close encounters** project.

In the *Close encounters* set of learning objects, based on the principles of Intercultural Language Learning, students use the target language to communicate and interact in authentic activities that portray the socio-cultural characteristics of the target country. The learning objects incorporate a range of rich multimedia with spoken dialogue enabling immersive intercultural language learning experiences not easily generated by students and teachers in the classroom. The learning object scenarios also offer opportunities for teachers and students to integrate other complementary and contributory online and offline activities.


Content from other sources

TLF also licenses Italian content from other sources to include in the pool of digital resources available to all schools in Australia and New Zealand.

General information

The catalogue provides details of all Italian learning objects released to date.

An asterisk (*) indicates that a learning object/s in a series is still in development.

Learning objects are grouped into series and each series has a key graphic representing the series. Many of the learning objects are aggregated into a sequence or theme. Aggregated learning objects are identified with the symbol .

Content from other sources, as well as some learning objects produced by TLF, contain licensed copyright material (non-TLF content). See the Acknowledgements and Conditions of use in the learning objects for details.

Government and non-government education authorities in each Australian state and territory and in New Zealand have responsibility for facilitating access to the pool of learning objects. Contact TLF's Contact Liaison Officer (CLO) in your state, territory, school sector or country for details.

For further information about TLF, learning objects and contact details for CLOs go to the website at www.thelearningfederation.edu.au.

Close encounters

Photo album (Years 5-10)

Through the character of a young Italian school girl and her album of photos, students are introduced to various unique aspects of Italian life under the themes of celebrations, daily life and school.

The screenshot shows a digital photo album interface. At the top left, a yellow sticky note reads "Feste e celebrazioni". Below it, a photo of three people in traditional costumes is shown with the caption: "La Befana viene il 6 gennaio. Porta dolci ai bambini bravi e carbone ai bambini cattivi." Below this is another photo of a young girl with a birthday cake, captioned: "Annina, la mia cuginetta, ha fatto due anni. Ci sono due candele sulla torta." Other visible captions include: "È Ferragosto. Siamo a pranzo e fa molto caldo.", "Alessandra vive in Sardegna. stume tradizionale", "La mia famiglia è a Venezia per il Carnevale. Portano costumi lissimi.", and "I miei cugini sono vestiti in costume per Carnevale. Si divertono molto." Navigation buttons like "< Precedente" and "Successiva >" are visible. A small photo of a girl is in the top right corner.

Learning objects	LO ID	Years
Photo album: daily life 1 [Italian]	5968	5–8
Photo album: daily life 2 [Italian]	5969	9–10
Photo album: school life 1 [Italian]	5972	5–8
Photo album: school life 2 [Italian]	5973	9–10
Photo album: celebrations 1 [Italian]	5970	5–8
Photo album: celebrations 2 [Italian]	5971	9–10

This series contains non-TLF content. See Acknowledgements in the learning objects.

In the Photo album series of learning objects, students match captions with the appropriate photograph and respond to targeted multiple choice questions. Important reading and listening skills are developed. Each learning object features ten authentic cultural images with graded descriptions to match the level of the target student audience. Students are required to complete a cloze exercise relating to the images encountered, consolidating learnt vocabulary.


In the versions for older students (years 9–10), the language is more complex.

Content from other sources












Ottimo!

The Ottimo! set of learning objects for Italian allows students to:

- explore the social and physical context of Italy
- apply reading and listening skills to solve puzzles and match written or spoken phrases to images
- explore dialogue and language used in daily life.



Learning objects	LO ID	Years
Ottimo! Greetings 🧩	5029	P-8
Ottimo! Greetings: saying hello and goodbye	5030	P-8
Ottimo! Greetings: saying how you are	5031	P-8
Ottimo! Greetings: saying how you feel	5032	P-8
Ottimo! 1, 2, 3 🧩	5033	P-8
Ottimo! 1, 2, 3: counting 1-10	5034	P-8
Ottimo! 1, 2, 3: counting 11-100	5035	P-8
Ottimo! 1, 2, 3: how much things cost	5036	P-8
Ottimo! My body 🧩	5037	P-8
Ottimo! My body: parts of the body	5038	P-8
Ottimo! My body: physical characteristics	5039	P-8
Ottimo! My body: at the doctor's	5040	P-8
Ottimo! About me 🧩	5041	P-8
Ottimo! About me: what is my name?	5042	P-8
Ottimo! About me: how old am I?	5043	P-8
Ottimo! About me: where do I come from?	5044	P-8
Ottimo! Time 🧩	5151	P-8

Ottimo! Time: the hours	5152	P-8
Ottimo! Time: hours and half-hours	5153	P-8
Ottimo! Time: daily activities	5154	P-8
Ottimo! Going places 	5204	P-8
Ottimo! Going places: places and weekdays	5150	P-8
Ottimo! Going places: what you can and can't do	5156	P-8
Ottimo! Going places: animals you see and hear	5157	P-8
Ottimo! Let's eat 	5158	P-8
Ottimo! Let's eat: eating and drinking	5159	P-8
Ottimo! Let's eat: the fruit shop	5160	P-8
Ottimo! Let's eat: what's cooking?	5161	P-8
Ottimo! My day 	5223	P-8
Ottimo! My day: what are people doing?	5222	P-8
Ottimo! My day: what to do?	5224	P-8
Ottimo! My day: who's doing what?	5225	P-8
Ottimo! The family 	5298	P-8
Ottimo! The family: family members	5299	P-8
Ottimo! The family: introducing others	5300	P-8
Ottimo! The family: family occupations	5302	P-8
Ottimo! My things 	5303	P-8
Ottimo! My things: colours	5304	P-8
Ottimo! My things: personal possessions	5305	P-8
Ottimo! My things: shapes and sizes	5306	P-8
Ottimo! My clothes 	5308	P-8
Ottimo! My clothes: naming clothes	5309	P-8
Ottimo! My clothes: coloured clothes	5310	P-8
Ottimo! My clothes: buying clothes	5311	P-8
Ottimo! My house 	5312	P-8
Ottimo! My house: contents and parts	5313	P-8
Ottimo! My house: where is Pinocchio?	5314	P-8
Ottimo! My house: where coloured things are	5315	P-8
Ottimo! Let's play 	5408	P-8
Ottimo! Let's play: sports and games	5409	P-8
Ottimo! Let's play: what do you like to play?	5410	P-8
Ottimo! Let's play: shall we go somewhere?	5411	P-8
Ottimo! Getting around 	5412	P-8
Ottimo! Getting around: where are you going?	5413	P-8
Ottimo! Getting around: how do you get there?	5414	P-8
Ottimo! The weather 	5415	P-8
Ottimo! The weather: today's weather	5416	P-8
Ottimo! The weather: dressing for weather	5417	P-8
Ottimo! The weather: weather in other countries	5418	P-8
Ottimo! Animals 	5419	P-8

Ottimo! Animals: at the zoo	5420	P-8
Ottimo! Animals: describing animals	5421	P-8

Audio, and Italian and English translations are provided for all target language content, and all instructions are given in English.

Originally published by Curriculum Corporation on CD-ROM as 'Ottimo!'. Ottimo! is an initiative of the Curriculum Support Directorate of the New South Wales Department of Education and Training. It was jointly developed by the Curriculum Support Directorate of the New South Wales Department of Education and Training and Curriculum Corporation.